



Fingering Chart *chalumeau in c* by Grzegorz Tomaszewicz

| | | | | | | | | | | | | | | | | | | |
|------------|----|----|----|--------|----|----|----|----|----|----|----|----|----|----|----|--------|----|---|
| up key | ■ | ■ | ■ | ■ | ■ | ■ | ■ | ■ | ■ | ■ | ■ | ■ | ■ | ■ | □ | □ | | |
| down key | ■ | ■ | ■ | ■ | ■ | ■ | ■ | ■ | ■ | ■ | ■ | ■ | ■ | ■ | □ | ■ | □ | |
| thumb | ● | ● | ● | ● | ● | ● | ● | ● | ● | ● | ● | ● | ○ | ○ | ○ | ○ | ○ | |
| left hand | ● | ● | ● | ● | ● | ● | ● | ● | ● | ● | ● | ○ | ● | ○ | ○ | ○ | ○ | |
| | ● | ● | ● | ● | ● | ● | ● | ● | ○ | ○ | ● | ○ | ○ | ○ | ○ | ○ | ○ | |
| | ● | ● | ● | ● | ● | ● | ● | ○ | ○ | ● | ○ | ○ | ○ | ○ | ○ | ○ | ○ | |
| right hand | ● | ● | ● | ● | ● | ○ | ○ | ● | ○ | ● | ○ | ○ | ○ | ○ | ○ | ○ | ○ | |
| | ● | ● | ● | ● | ○ | ○ | ○ | ○ | ○ | ○ | ○ | ○ | ○ | ○ | ○ | ○ | ○ | |
| | ●● | ●● | ●● | ●○ | ○○ | ○○ | ○○ | ○○ | ●● | ○○ | ○○ | ○○ | ○○ | ○○ | ○○ | ○○ | ○○ | |
| | ●● | ●○ | ○○ | ○○ | ○○ | ○○ | ○○ | ○○ | ●● | ○○ | ○○ | ○○ | ○○ | ○○ | ○○ | ○○ | ○○ | |
| | c | c# | d | e flat | e | f | f# | g | g# | a | bb | b | c2 | c# | d | e flat | e | f |

- Before play put the reed in water for 2-3 minutes.
- Generally clarinet must be oiling 1-2 times in month. Observe your instrument if the wood inside the bore looks dry and grey it requires oiling. If it has a slightly oil sheen than oiling is not necessary. Use if you can linseed oil it is traditional oil for woodwinds instruments
- Please use reed Vandoren number 1.5




up key




down key



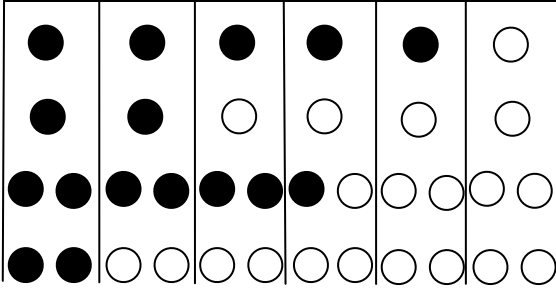
thumb



left hand



right hand



g

a

bb

b

c

d